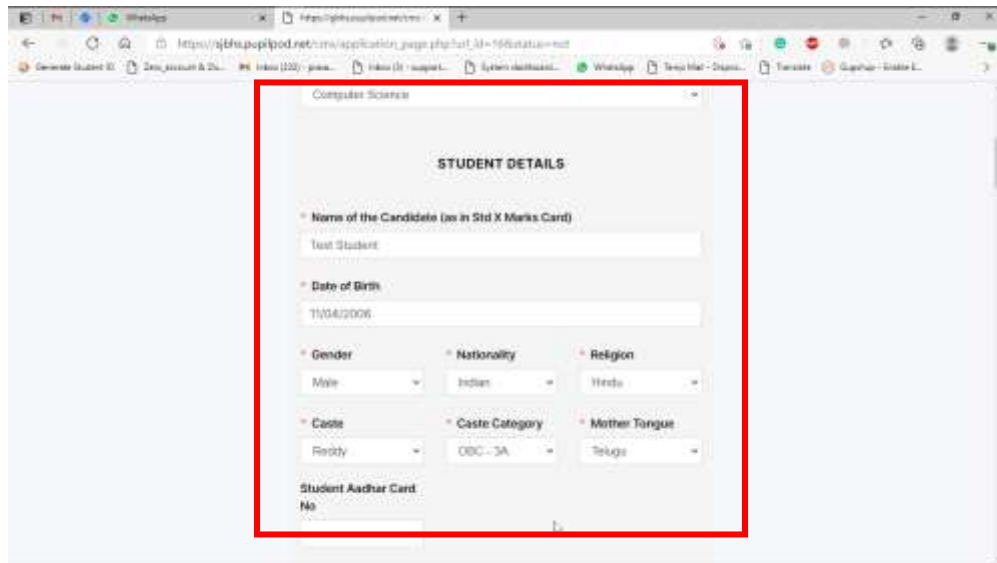


Admission Process

Instructions for filling and submitting the application form

1. Go to the SJBHS website search for “Admission for ISC” click on “Apply Now” and finally Fill the application form



Computer Science

STUDENT DETAILS

Name of the Candidate (as in Std X Marks Card)
Text Student

Date of Birth
11/04/2006

Gender
Male

Nationality
Indian

Religion
Hindu

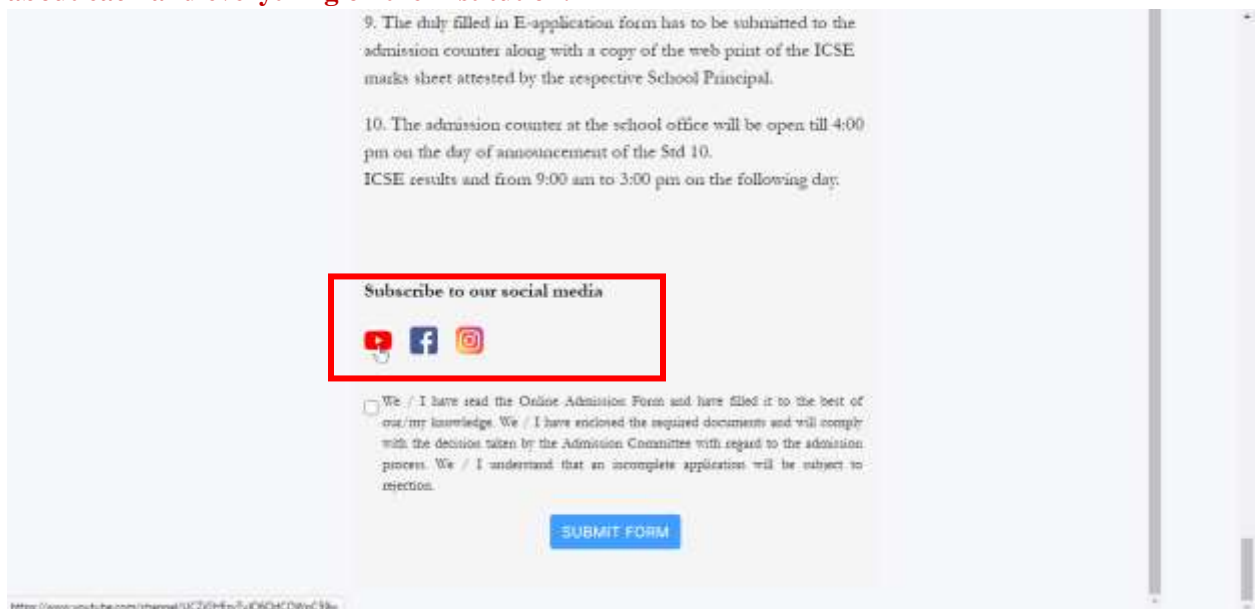
Caste
Reddy

Caste Category
OBC - 3A

Mother Tongue
Telugu

Student Aadhar Card
No




2. After the process of entering the details in application form, at the end of form subscribe to social media channels of SJBHS by clicking on the Icons. Doing this will keep you updated about each and everything on the Institution.



9. The duly filled in E-application form has to be submitted to the admission counter along with a copy of the web print of the ICSE marks sheet attested by the respective School Principal.

10. The admission counter at the school office will be open till 4:00 pm on the day of announcement of the Std 10. ICSE results and from 9:00 am to 3:00 pm on the following day.

Subscribe to our social media

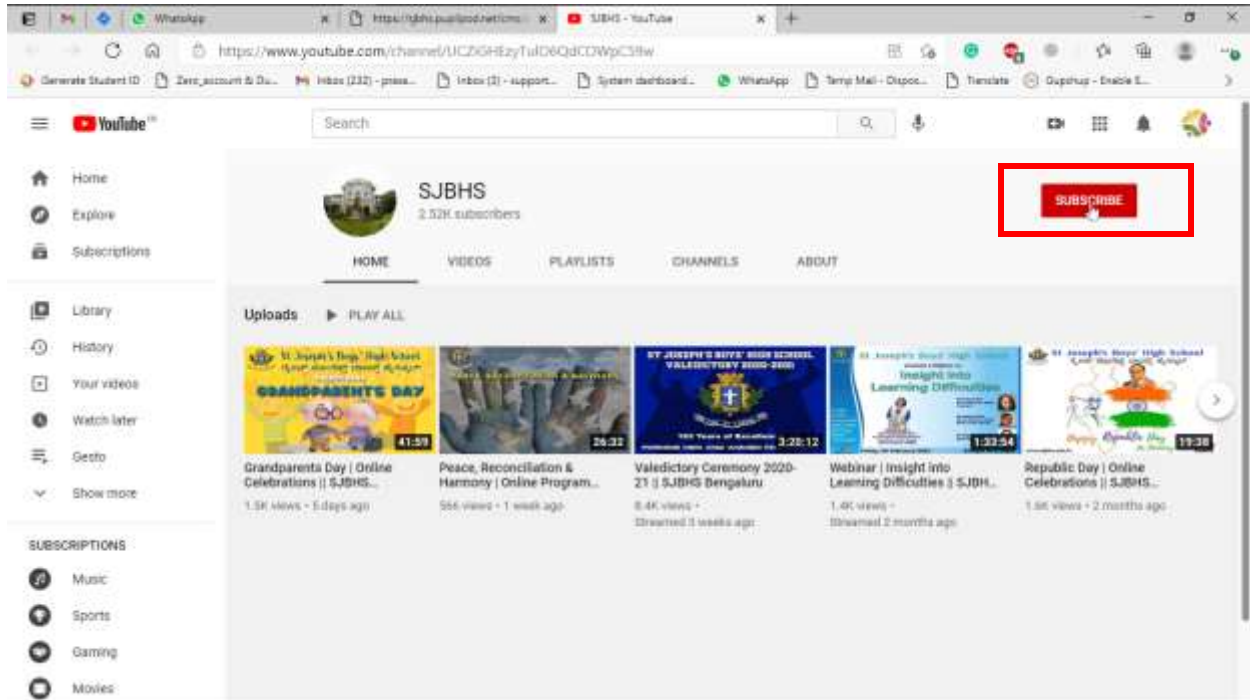
  

☐ We / I have read the Online Admission Form and have filled it to the best of our/my knowledge. We / I have enclosed the required documents and will comply with the decision taken by the Admission Committee with regard to the admission process. We / I understand that an incomplete application will be subject to rejection.

SUBMIT FORM




<https://www.youtube.com/channel/UC2G5H5y7uO6QdCDWpC39w>

3. For Example: After clicking on YouTube icon, link will redirect you to a new tab. Request you to SUBSCRIBE to the YouTube channel.



4. Do the same for Facebook and Instagram if you are interested.
5. Go back to the application form and click on the checkbox and submit the form.

Subscribe to our social media




  

☒ We / I have read the Online Admission Form and have filled it to the best of our/ my knowledge. We / I have enclosed the required documents and will comply with the decision taken by the Admission Committee with regard to the admission process. We / I understand that an incomplete application will be subject to rejection.

[SUBMIT FORM](#)

10. The admission counter at the school office will be open till 4:00 pm on the day of announcement of the Std 10. ICSE results and from 9:00 am to 3:00 pm on the following day.

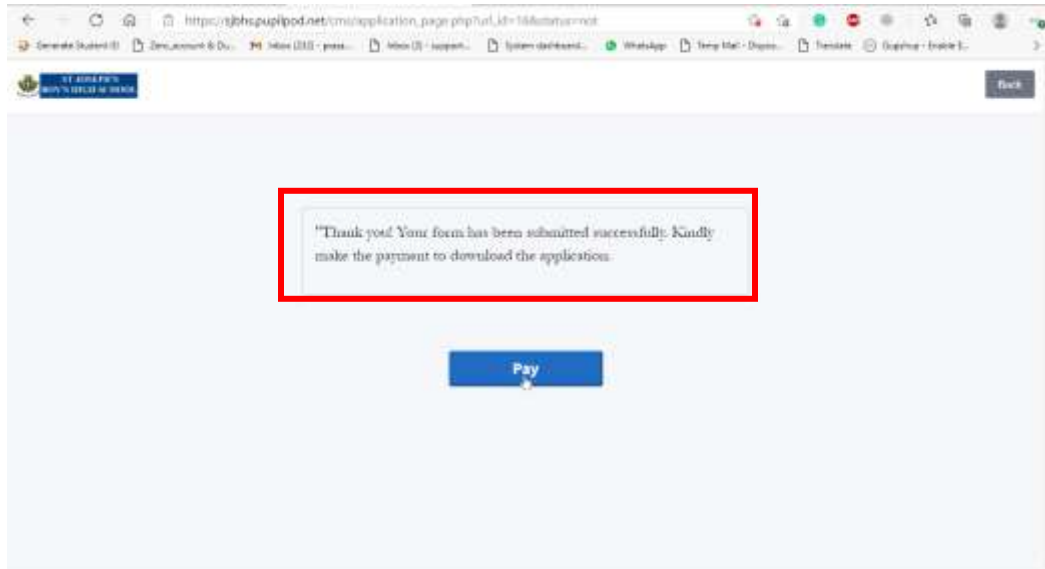
Subscribe to our social media

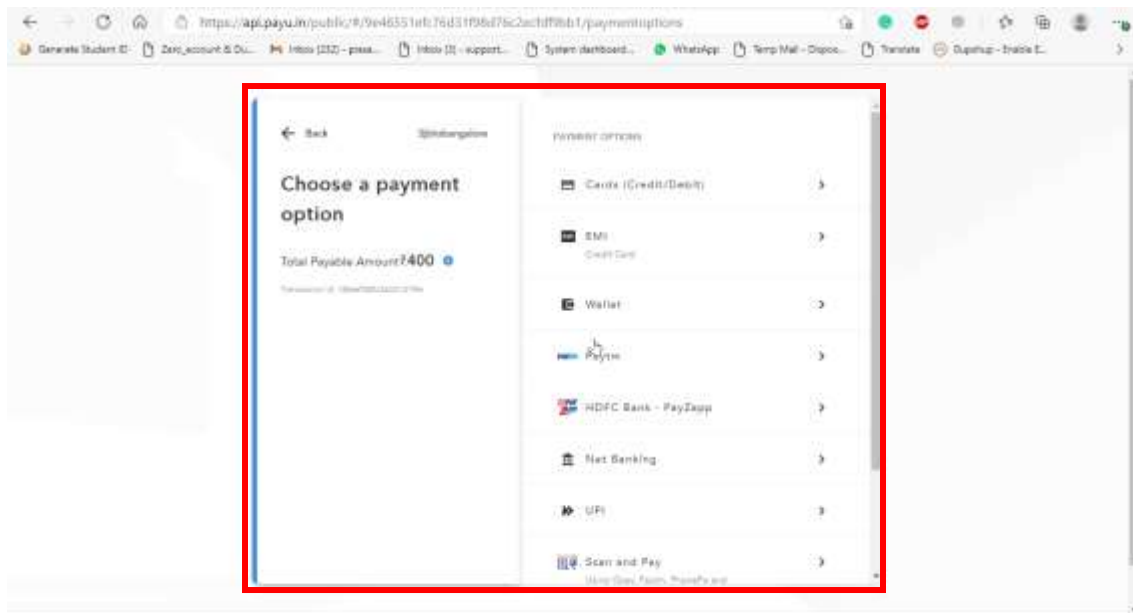
☒ We / I have read the Online Admission Form and have filled it to the best of our/ my knowledge. We / I have enclosed the required documents and will comply with the decision taken by the Admission Committee with regard to the admission process. We / I understand that an incomplete application will be subject to rejection.

[SUBMIT FORM](#)





6. After submitting the form “Thank you” message will be displayed and the payment option will be enabled. Click on the pay button to make the payment.



7. After you click on the pay button, page will get redirected to the payment gateway options. Select the appropriate option for you and complete the payment.



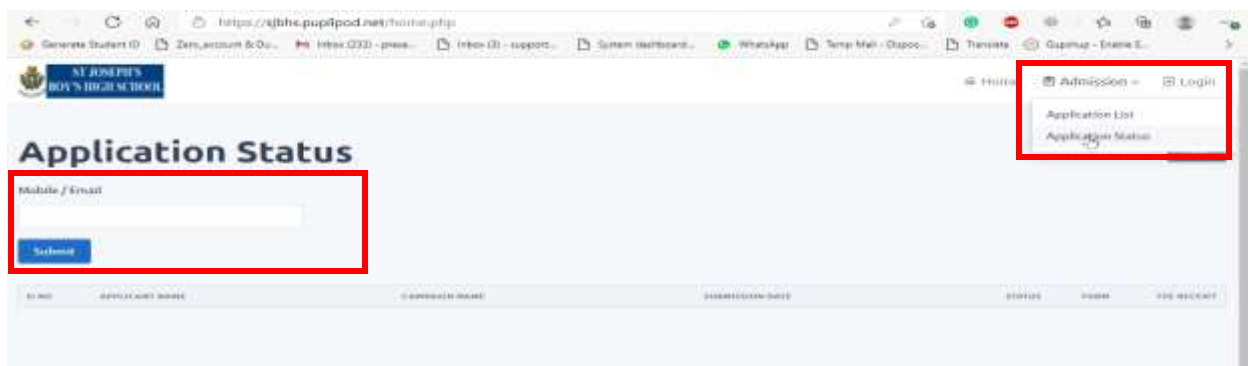
8. After the payment is successful, page will be redirected to the form & receipt download option.

8	Test Student Prasad Container Fields	Admission For Class 11 Testing	2021-03-25 11:01:13	Submitted	 
9	Test Prasad Fee receipt testing	Admission For Class 11(5C)	2021-04-02 11:08:46	Submitted	 

If in case transaction is failed, you can do the payment again by tracking your application status by using your Mobile/ Email id,

Follow the below steps

a) sjbhs.pupilpod.net pupilpod website go to Admission -> application status



b) Enter your Mobile / Email id and search your application form. Click on the pay button to make the payment again.

